

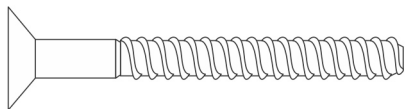


ORGANIZADOR DIAMANTE
Código 7965

Benetil
Móveis

Av. Jesus Candian, 395 - B. Mangueira Rural
Telefax (32) 3539-5350
CEP 36500-000 - Ubá - Minas Gerais
www.benetil.com.br

RELAÇÃO DE FERRAGENS EM TAMANHO REAL (MEDIDA EM MILÍMETRO).



A - PARAF. 5,0x40



B - PARAF. 4,0x25



C - PARAF. 3,5x14



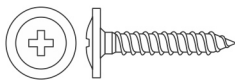
D - PREGO 8x8



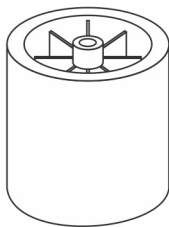
E - CAVILHA 6x30



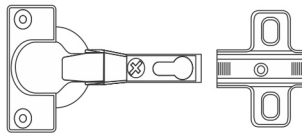
F - PUXADOR



G - PARAF. 3,5X20
FLANGEADO



H - PÉ



I - DOBRADIÇA / CALÇO



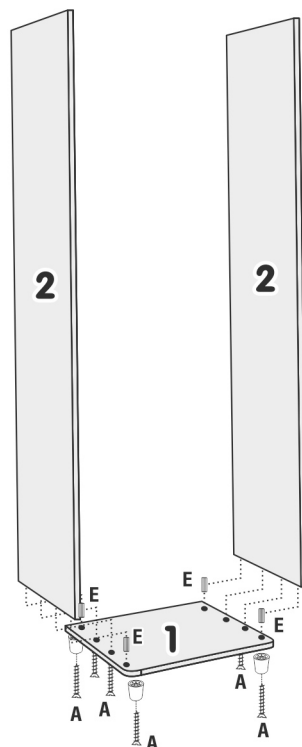

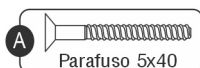
J - FIXADOR DE COSTAS



FAVOR IDENTIFICAR AS PEÇAS E COLOCAR SEUS RESPECTIVOS ACESSÓRIOS

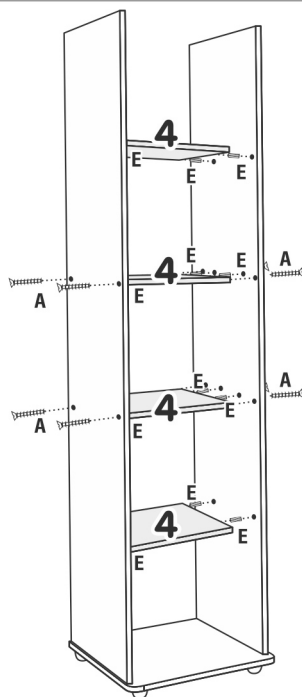

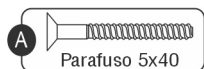
Sequência de Montagem

- 01 - Comece a montagem pela peça 1;
- 02 - Parafusar a peça 1 nas peças 2;
- 03 - Parafusar os pés (H) na peça 1.




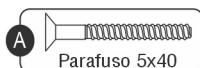
Sequência de Montagem

- 04 - Encaixar e Fixar as prateleiras 4 nas peças 2.



Sequência de Montagem

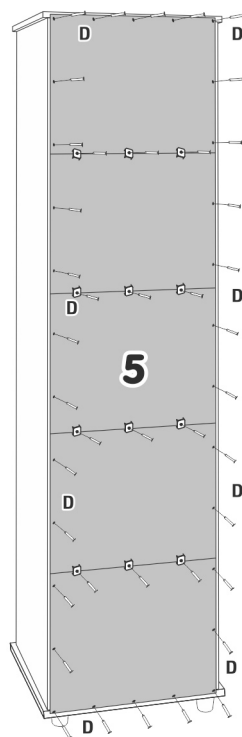
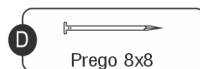
05 - Parafusar o Tampo 3 nas peças 2.



Sequência de Montagem

07 - Pregar as costas 05.

OBS.: Acertar as costas para melhor esquadrejamento do móvel.

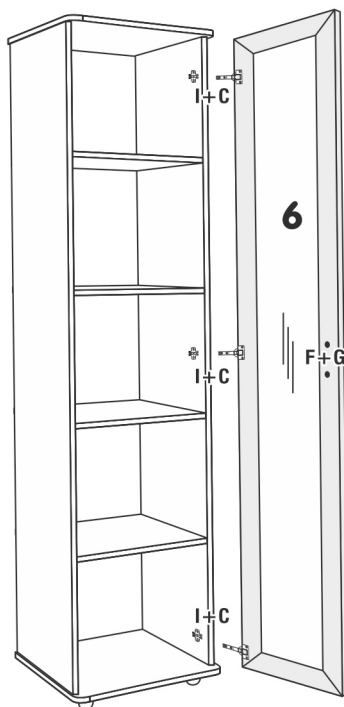
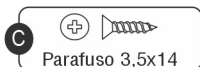


5

Sequência de Montagem

06 - Fixar a Porta 6 conforme desenho ao lado.

Obs.: Fixar as dobradiças nas portas antes de montá-la na lateral



Benetil

Móveis

Av. Jesus Candian, 395 - B. Mangueira Rural

Telefax (32) 3539-5350

CEP 36500-000 - Ubá - Minas Gerais

www.benetil.com.br